

TRAFFIC ANALYSIS REPORT

For Project: Caters Road from Dallinghoo Jan/Feb 2019

Location/Nar Incoming Dir

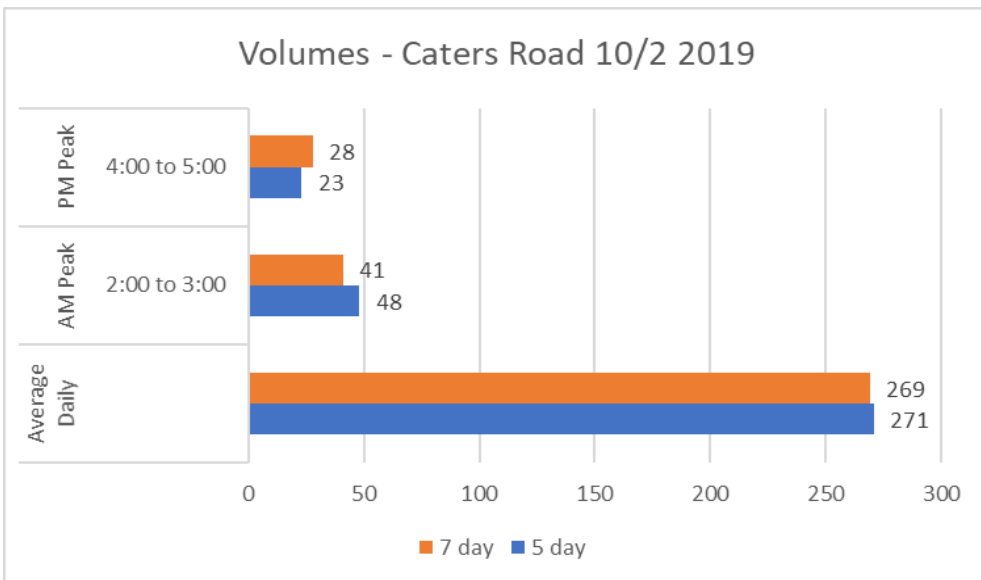
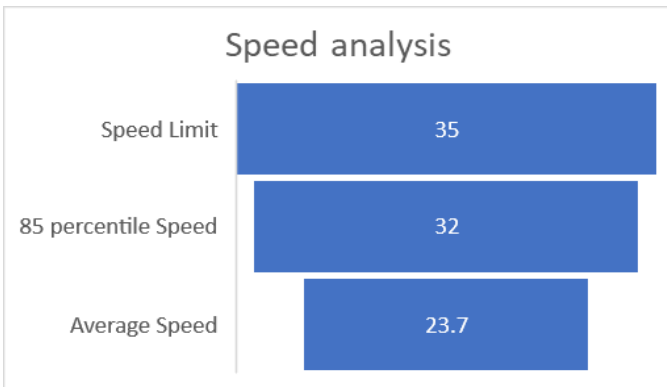
Report Generated: 10/02/2019 14:07

Speed Interval: 5 mph

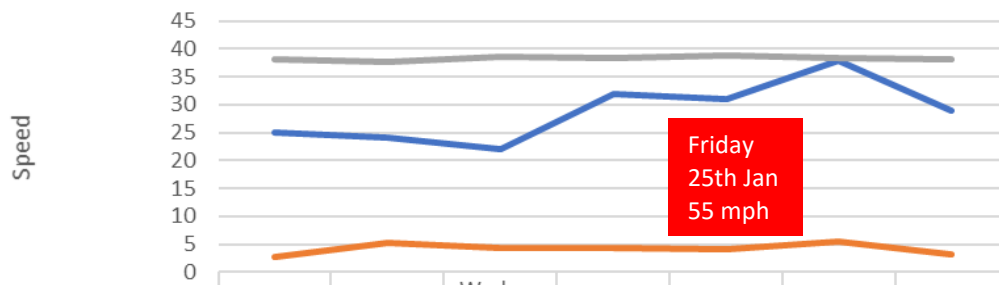
Time Interval: 120 minutes

Traffic Report: 1/23/2019 10:00:05 PM through 2/10/2019 4:00:05 PM

85th Percent: 32 mph
85th Percent: 4,223 counts
Max Speed: 55.0 mph on 1/25/2019 8:00:05 PM
Total Vehicle: 4,968 count
AADT: 280



Count over the limit



	Monday	Tuesday	Wednes day	Thursday	Friday	Saturday	Sunday
Count over limit	25	24	22	32	31	38	29
% Over limit	2.8	5.2	4.4	4.4	4.2	5.4	3.1
Avg speeder	38.1	37.7	38.6	38.3	38.8	38.3	38.2

Axis Title

Count over limit % Over limit Avg speeder